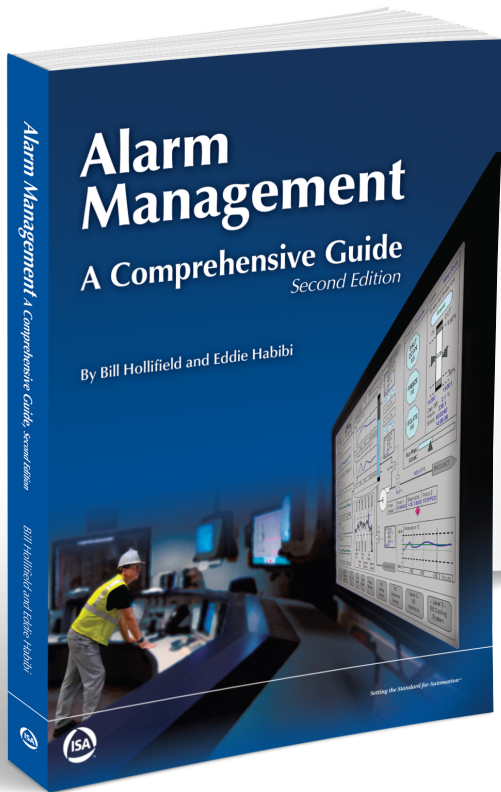


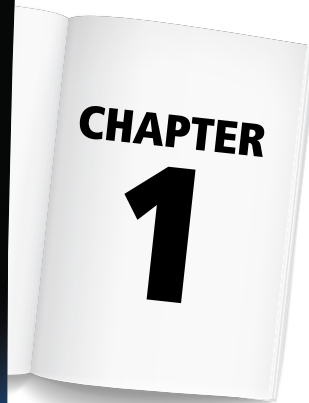
Chapter 1 of
*Alarm Management
A Comprehensive Guide*
Second Edition

By Bill Hollifield and Eddie Habibi

Alarm Management A Comprehensive Guide Second Edition



By Bill Hollifield and
Eddie Habibi



[Book Table of Contents >](#)

[Buy the Complete Book >](#)



International Society of Automation
Setting the Standard for Automation™

Alarm Management: A Comprehensive Guide

Second Edition

Practical and proven methods
to optimize the performance
of alarm management systems

By
Bill R. Hollifield
PAS Principal Alarm Management and HMI Consultant
&
Eddie Habibi
PAS Founder and CEO

Foreword by
Jim Pinto
Automation Industry Executive, Analyst, and Commentator



Copyright © 2011 International Society of Automation

67 Alexander Drive
P.O. Box 12277
Research Triangle Park, NC 27709

All rights reserved.
Printed in the United States of America.
10 9 8 7 6 5 4 3 2 1

ISBN: 978-1-936007-55-4

No part of this work may be reproduced, stored in a retrieval system, or transmitted in any form or by any means, electronic, mechanical, photocopying, recording or otherwise, without the prior written permission of the publisher.

Notice

The information presented in this publication is for the general education of the reader. Because neither the author nor the publisher has any control over the use of the information by the reader, both the author and the publisher disclaim any and all liability of any kind arising out of such use. The reader is expected to exercise sound professional judgment in using any of the information presented in a particular application. Additionally, neither the author nor the publisher have investigated or considered the affect of any patents on the ability of the reader to use any of the information in a particular application. The reader is responsible for reviewing any possible patents that may effect any particular use of the information presented.

Any references to commercial products in the work are cited as examples only. Neither the author nor the publisher endorses any referenced commercial product. Any trademarks or tradenames referenced belong to the respective owner of the mark or name. Neither the author nor the publisher makes any representation regarding the availability of any referenced commercial product at any time. The manufacturer's instructions on use of any commercial product must be followed at all times, even if in conflict with the information in this publication.

Library of Congress Cataloging-in-Publication Data

FOREWORD

“Unintended Consequences”

by
Jim Pinto

You are reading an important book, about an important problem and its solution.

Technology has often advanced faster than our ability to use it effectively. We embrace the newest, shiniest technical toy and only later realize the unintended consequences. The manufacturers of our process automation technology innovate furiously, giving the end user thousands of choices and capabilities. It is in the use (and misuse) of these capabilities that we achieve both spectacular success and spectacular failure! And such failure is often due to the adoption of technology in the absence of wise guidelines for its effective use. This book is written to provide exactly that—wise and experienced guidance about a very problematic area of technology, the modern industrial process alarm system.

The advance of automation technology has enabled improved processing and system optimization for complex mixes of raw materials, operating environments, and process methodology adaptations. Global competitiveness and demand have required increased production using less energy, with less waste. Effective alarm system design and management are key elements in meeting these challenges.

Many alarm systems have been implemented without any proper guidance, and what we now know to be very poor practices were implemented and continued. Vastly over-alarmed systems producing thousands of alarms per day became common. Poorly performing alarm systems have been cited as specific contributing factors to major accidents and losses.

That’s where this book is useful. It is written by individuals with vast experience in the different plants, processes, and environments requiring effective alarm management. It is filled with good examples and explanations of procedures, with practical lists and tips on how one should proceed. It is based on hundreds of successful projects.

This book is practical and instructive, written from a vendor-neutral standpoint making it valuable to suppliers, integrators, and end-users alike. It is a book for managers, process engineers, and operators; an essential textbook to keep around and refer to regularly. I particularly enjoy the practical quo-


tations and real-world examples. Since the first edition of this book was published, alarm management has advanced considerably and remains a high-profile topic. Three years of additional experience has provided new topics and insights in the content and examples in this second edition.

The Future

Process automation technology will continue to rapidly advance in both capability and complexity. The control system must become self-correcting and self-optimizing—which means the system must adapt heuristically to reduce, not increase, the need for operator intervention.

True process effectiveness will not result from training operators to manage increasingly complex systems; it will come from training the system to incorporate the knowledge of the operator. This is one way the “aging workforce” problem and the near term retirement of most experienced plant personnel will be addressed.

The authors have performed a real service to the process industries by the publication of this second edition.



Jim Pinto
San Diego, CA
October 2009

Jim Pinto is founder (and formerly President and CEO) of Action Instruments. He is a technology futurist, venture capitalist, speaker, industrial automation commentator, analyst, and consultant. He has authored two books and writes for several webzines, journals, and magazines. Jim serves as an international consultant in strategic business planning, marketing, sales channel development, technology planning, and acquisition strategy. He is a member of the Association of Professional Futurists and the World Future Society.

INTRODUCTION

“There are more things to alarm us than to harm us, and we suffer more often in apprehension than reality.”

—*Lucius Annaeus Seneca*

Why We Wrote the Second Edition

In 2006, we published the original edition of *The Alarm Management Handbook*. It was then republished by ISA (with minor changes) as *Alarm Management: Seven Effective Methods for Optimum Performance*. The response to these books has been amazing. Thousands of copies have been sold. In some cases, single companies bought dozens of copies for their multiple sites and engineering organizations. We’ve had positive feedback from hundreds of readers.

The purpose of the original book was to capture in one volume the current body of best practices knowledge for improving and optimizing the performance of a modern alarm management system. The book focused on practical advice, strategies, and techniques. In 2006, there was no such alarm management reference book with such a practical focus.

The past four years have seen much growth and improvement in the alarm management landscape.

- Alarm Management has consistently remained as a high profile topic at technical symposia.
- Control systems manufacturers are beginning to understand the problems inherent in their system designs, and are making improvements.
- System implementers have begun to realize that rule-of-thumb methods of alarm configuration will cause big problems for the system owner, and are adopting improved methods.

- Third-party companies have continued to lead in technical innovations and advanced alarming solutions.
- Hundreds more successful implementations of alarm management principles have taken place, providing additional terabytes of data which continue to confirm the validity of the principles in this book.
- The electric power generation industry has begun widespread and concerted efforts in alarm management, accompanied by an alarm management recommended practice document published by the Electric Power Research Institute (EPRI), a document co-authored by the authors of this book.
- The American Petroleum Institute (API) is working on a recommended alarm management practice for pipelines (RP-1167), intended to be published in late 2010 or early 2011.
- ISA has (finally!) completed and published a standard on alarm management, an effort underway since 2003. This second edition contains information on this important development.

Given these factors, it makes sense to update the content within this book, and to provide additional guidance on some topics based upon the latest data and experiences.

This second edition, like the original work, will remain an intentionally different kind of book than you usually find in engineering circles. It is based on hundreds of person-years of extensive experience working with industrial control and alarm systems in almost every industry. All manner of practices make up the background information used in producing this book—the good and the bad, the best and the worst. The basis includes a working knowledge of the guidelines, standards, articles, reference works, and other materials on the subject, along with knowledge and experience obtained from hundreds of alarm management improvement projects.

Breakthrough results have been achieved by following the principles contained in this book. The principles herein can also enable new systems to be initially configured correctly, and not require expensive re-engineering after problems later become apparent.

In this book, you will find actual examples of good practices and poor practices. The various problems of alarm systems are covered with precise guidance on how they come about and how to effectively correct them. We know operating companies are limited by time, money, and

resources. We do not advocate academic, theoretical, or impractical approaches to the problems. Instead, in this book you will find fact-based, field proven, straightforward, and practical solutions.

Changes and Additions in the Second Edition

This second edition includes an additional 50 pages of information and many new figures. Questions and comments from readers of the original edition helped shape the new content. Much of the additional text provides more thorough discussion of specific topics, and almost every section in the book has been revised. There are some completely new sections and chapters as well.

The major changes and additions include:

- Where are we now—four years after the first edition
- Details and impact of the new standard *ANSI/ISA-18.2-2009 Management of Alarm Systems for the Process Industries*
- Changes in the regulatory environment
- Additional discussion on the human factors issues associated with alarm analysis
- Additional information about alarm management and batch and discrete manufacturing processes
- Additional information on alarm bad actor resolution
- Additional information on diagnostic alarms
- Alarm classification
- Improvements in alarm rationalization techniques
- A thorough examination of staged approaches to alarm rationalization
- Additional information on advanced real time alarming techniques
- An update on the future of alarm management
- An enhanced appendix on alarm philosophy documents
- An updated appendix on both High Performance HMI concepts (proper operator graphics) and control loop optimization methods

Is This Book for You?

This book specifically targets alarm management related to modern Distributed Control Systems (DCSs). This designation includes SCADA systems (Supervisory Control and Data Acquisition). These flexible and capable systems are used throughout various industries, including oil and gas, refining, chemical, petrochemical, pulp and paper, pharmaceu-

ticals, power generation, minerals processing, discrete manufacturing, and others. Both DCS and SCADA types of control systems have identical concerns and solutions to alarm management issues. In this book, use of the term “DCS” includes SCADA systems.

The most common scenario this book addresses is a processing facility—continuous, batch, or discrete—with one or more operators using a modern control system. This is typically the case in the chemical, petrochemical, refining, power generation, pipeline, mining and metals, pharmaceutical, and similar industries. The product being made, extracted, or transported is immaterial—be it gasoline, megawatts, polymers, aspirin, or aluminum. The alarm problem is the same. If you have such a facility, you will find this book valuable.

This book also serves those involved in designing and modifying such facilities. Proper alarm management practices are most effectively and inexpensively accomplished in the original specification, design, and configuration of a control system. Many companies now require the application of these principles in the design phase; this book will tell you how to do it right the first time.

CHAPTER 1

Alarm Management Best Practices: Highly Condensed

“My definition of an expert in any field is a person who knows enough about what’s really going on to be scared.”

—P. J. Plauger

1.1 The Alarm Problem

A poorly functioning alarm system is often noted as a contributing factor to the seriousness of upsets, incidents, and major accidents. Significant alarm system improvement is needed in most industries utilizing computer-based SCADA or distributed control systems; it is a massively common and serious problem. Most companies have become aware of the need to thoroughly investigate and understand their alarm system performance. Alarm management is a fast-growing, high profile topic in the process industries. It is the subject of constant articles in the trade journals and at various technical society meetings and symposia.

Having decided to investigate this area, how do you proceed? Your time and resources are always limited. The subject is complex. Alarm system improvement involves an interlinked combination of technology and work processes.

1.2 People Who Can Help

You should seek help from the best experts in the field. You want information, advice, products, and services from:

- People who are acknowledged experts in the alarm management field, with in-depth understanding of the historical and current problem, the science and literature, the studies and standards, and the range of solutions
- People with in-depth knowledge of process control, distributed control systems, human-machine interfaces, process networks, and critical condition management
- People with experience in every stage of a successful alarm system improvement project, along with many examples of successful projects
- People who understand work processes based on successful experience in different industry segments. You want to know what your industry is doing, what are the best and most efficient practices, and frankly, what the worst practices are.

1.3 The ANSI/ISA-18.2-2009 Alarm Management Standard

In 2003, ISA began developing a standard on alarm management. Dozens of contributors (including the authors) from many industry segments spent thousands of person-hours participating in the development. After six years of work, the new standard “*ANSI/ISA-18.2-2009 Management of Alarm Systems for the Process Industries*” is now available at www.isa.org.

The issuance of ISA-18.2 is a significant and important event for the process industries. It sets forth the work processes for designing, implementing, operating, and maintaining a modern alarm system, presented in a life cycle format. This standard will definitely have a regulatory impact, but more on that later.

This second edition contains a lengthy chapter on understanding and implementing this standard. Readers of this book should not expect to learn much that is basically new or different from reading ISA-18.2. Standards intentionally limit and concern themselves with *what* to do rather than *how* to go about doing it in an effective and efficient manner. By design, standards contain the *minimum acceptable* and not the optimum. This book exists to provide detailed guidance and impart detailed knowledge far exceeding the content of a standard.

There is no conflict between this book’s seven step approach and the ISA-18.2 life cycle approach—there is only some different nomenclature

and arrangement of the topics. The seven step approach is well proven for efficiency and effectiveness.

1.4 Seven Steps to a Highly Effective Alarm System

Here is a brief outline of a best practices approach in a typical alarm management project. These straightforward steps can be easily implemented in any work process framework, such as Six Sigma. The first three steps are universally needed for the improvement of an alarm system. They are often done simultaneously at the start of a project.

Always needed steps:

Step 1: Develop, Adopt, and Maintain an Alarm Philosophy

Step 2: Collect Data and Benchmark Your Systems

Step 3: Perform Bad Actor Alarm Resolution

These first three steps are placed first in the process because they collectively provide the most improvement for the least expenditure of effort. They provide the best possible start and the fundamental underpinnings for the remainder of steps necessary for effective alarm management.

Steps to implement to improve alarm system performance:

Step 4: Perform Alarm Documentation and Rationalization (D&R)

Step 5: Implement Alarm Audit and Enforcement Technology

Step 6: Implement Real-time Alarm Management

Step 7: Control and Maintain Your Improved System

Step 1: Develop, Adopt, and Maintain an Alarm Philosophy

An Alarm Philosophy is a comprehensive guideline for the development, implementation, and modification of alarms. The philosophy says *"Here's how to do alarms right!"* It provides an optimum basis for alarm selection, priority setting, configuration, response, handling methods, system monitoring, and many other topics. In this book, you will learn exactly how to develop an Alarm Philosophy, complete with examples. An Alarm Philosophy will be an immediately useful document covering the entire range of alarm topics. It will reflect a full understanding of the alarm problem and the proper practices to follow.

Step 2: Collect Data and Benchmark Your Systems

Analysis is fundamental to improvement. You must analyze your alarm system to improve it. You should look for alarm analysis software with full graphical and tabular output, easy access to the full control system event journal entries, automatic report generation, web-based report

viewing, and so forth. You want a comprehensive and complete set of alarm analyses to enable you to pinpoint your exact problems and apply the most efficient solutions.

Since operator changes (e.g., controller setpoints, modes, and outputs) are recorded by most DCSs in a similar fashion to alarm events, you will want software that includes the analysis of such events. The results can be amazingly useful, and can point out areas where control schemes are not working as designed or where operating procedures or operator training need improvement. While this book is focused on alarm management, we include a section on the benefit of these operator change analyses.

There can be no improvement without an understanding of your starting point. A comprehensive Baseline Report sets your benchmark and will enable you to target your resources to get the most improvement possible for the minimum cost and effort. The start of an improvement effort requires an examination of your actual data.

Step 3: Perform Bad Actor Alarm Resolution

Based on the analysis of hundreds of systems, there are always several varieties of nuisance or Bad Actor alarms. This book contains an efficient and effective process for analyzing these and provides exact recommendations for configuration changes to improve their performance. The average improvement is over a 50% reduction in overall alarm events for a relatively minimal effort. While on some systems this result may not meet an overall improvement goal, it is a great first step, providing much-needed immediate relief. It also establishes the credibility of the alarm management effort with an immediate early success.

These first three steps are universally needed for the improvement of an alarm system. The following steps generally involve more time, resources, and expense. Some of them may or may not be needed depending on the performance characteristics of your system.

Step 4: Perform Alarm Documentation and Rationalization (D&R)

Many existing systems need a total rework—a review of the configuration and purpose of every alarm. We call this Alarm Documentation and Rationalization (D&R), also commonly called Alarm Objective Analysis, among other terms. You will want to use a software-assisted methodology to make D&R fast and efficient. Besides just having software, there is an art to performing a D&R in an efficient manner. The knowledge herein is based upon participation in the rationalization of hundreds of thousands of points. This experience provides detailed knowledge of the common problems and the

best solutions, which are provided here in this book. One result of a D&R effort is the creation of a Master Alarm Database, which contains the post-rationalized alarm configuration with changed setpoints, priorities, and so forth. A Master Alarm Database has several uses.

Step 5: Implement Alarm Audit and Enforcement Technology

Once your alarm system is improved, it is essential to ensure the configuration does not change over time unless the changes are specifically authorized. DCS and SCADA systems are notoriously easy to change, which is why software mechanisms that frequently audit (and enforce) the current configuration versus the Master Alarm Database are needed. Paper-based Management of Change solutions for DCS configuration (alarm or otherwise) have a wide and consistent history of failure.

Step 6: Implement Real Time Alarm Management

Based on the performance you need your alarm system to achieve and the nature of your process, you may want to implement more advanced alarm handling solutions, such as the following:

- **Alarm Shelving:** A safe, secure way to temporarily disable a nuisance alarm until the underlying problem can be corrected. Most control systems have inadequate mechanisms to properly control temporary alarm suppression. Computerized lists of shelved alarms, with time limits, reminders, and auto-re-enabling are necessary. It must be impossible to temporarily suppress an alarm and then forget about it—a very common and dangerous occurrence throughout industry.
- **State-based Alarming and Alarm Flood Suppression:** Algorithms detect when the plant changes operating state (such as startup, shutdown, different products, rates, feedstocks, etc.) and dynamically alter the alarm settings to conform to the proper settings for each state. State-based settings for inadvertent shutdown of a piece of equipment have proven to be effective in managing most alarm flood situations.
- **Operator Alert Systems:** Once the alarm system has been properly reserved for things meeting the requirements of *what should actually be an alarm*, there may remain a need for an operator-configurable notification tool explicitly separate from the alarm system. Such operator alert systems are a best practice and are described later in this book.

Step 7: Control and Maintain Your Improved System

Processes and sensors change over time, and alarm behavior will change with them. Alarms working correctly now may become nuisances or malfunction in the future. Effective management of change methodolo-

gies, and an ongoing program of system analysis and correction of problems as they occur, is needed for an effective alarm system.

1.5 Summary

If you know or suspect you have an alarm problem, read this book and begin doing the things it recommends.



This is an excerpt from the book. Pages are omitted.

ABOUT THE AUTHORS



Eddie Habibi

Founder & CEO
PAS Global, part of Hexagon

Eddie Habibi is the founder and CEO of PAS Global, part of Hexagon, a leading provider of software solutions for the industrial sector. A visionary and thought leader in the fields of industrial control systems and operational technology, he is a renowned industry speaker, author, and business executive. Eddie's expertise spans industrial cybersecurity, the Industrial Internet of Things (IIoT), Industrie 4.0, data analytics, and operations management, and his guidance is highly valued by commercial enterprises, government organizations, and industry associations worldwide. In 2017, Eddie was listed by *CRN Magazine* as one of the 30 Internet Of Things Executives Whose Names You Should Know. He is the co-author of two popular best practices books on operational risk and safety management: *Alarm Management: A Comprehensive Guide* and *The High Performance HMI Handbook*. Eddie holds an Engineering degree from the University of Houston and an MBA from the University of St. Thomas.



Bill Hollifield

Principal Alarm Management and HMI Consultant
PAS Global, part of Hexagon

Bill Hollifield is the principal consultant for both Alarm Management and High Performance HMI for PAS Global, part of Hexagon. Bill has 30 years of experience in the petrochemical industry in engineering and operations, and an additional 15 years in alarm management and HMI software and services for the petrochemical, power generation, pipeline, pharmaceutical, and mining industries. He is a member of the ISA SP-18 Alarm Management committee, the ISA SP-101 HMI committee, the American Petroleum Institute's API RP-1165 HMI committee, and the Engineering Equipment and Materials Users Association (EEMUA) Industry Review Group.

Bill is co-author of *Alarm Management: A Comprehensive Guide*, *The High Performance HMI Handbook*, and the Electric Power Research Institute (EPRI) Guidelines on alarm management and HMI for both power generation and transmission. He has a BSME from Louisiana Tech University and an MBA from the University of Houston. In 2014, Bill was made an ISA Fellow. He's a pilot and has built his own airplane—a Van's RV12.

DETAILED TABLE OF CONTENTS

In Memoriam	vii
Acknowledgments.....	ix
Foreword	xxi
Introduction.....	1
Alarm Management Best Practices: Highly Condensed	5
1.1 The Alarm Problem	5
1.2 People Who Can Help	6
1.3 The ANSI/ISA-18.2-2009 Alarm Management Standard.....	6
1.4 Seven Steps to a Highly Effective Alarm System.....	7
1.5 Summary	10
The History and Nature of the Alarm Problem	11
2.1 How Did We Get In This Mess?	11
2.2 Where Are We Now?	15
2.3 Regulatory Agencies and Alarm Management	16
How Do You Justify Alarm Management?.....	19
3.1 Economic Justification of Alarm Management	19
3.2 Analogy to Advanced Process Control	20
3.3 Analogy to Safety Systems	21
3.4 Incident Analysis.....	22
3.5 Liability	24
3.6 Aging Workforce	24
3.7 Summary	24
Common DCS and SCADA Alarm Display Capabilities— and Their Misuse.....	25
4.1 DCS and SCADA Alarm System Capabilities	25
4.2 The Alarm Display	26
4.3 Custom Graphics—Alarm-Related Guidelines	27
4.4 The Nature of Alarm Priority	29
4.5 Alarm Priority and Color	30
4.6 Alarm Priority and Sound.....	31
4.7 Alarm Priority Distribution.....	33
4.8 Alarm Priority Distribution and Process Control Capability	34
Step 1: The Alarm Philosophy	35
5.1 The Alarm Philosophy Document	35
5.2 What Should Be An Alarm?	37
5.3 The Basic and Proper Principles of Alarming	38
5.4 Poor Alarm Practices	39
5.5 Alarm Philosophy Customization	44
5.6 Specific Alarm Design Considerations.....	45
5.7 Alarms Used to Prevent Harm to Personnel	45

5.8	Alarms from Instrument Malfunctions (Diagnostic Alarms).....	46
5.9	Use and Abuse of Combination Alarms	49
5.10	Alarm Placement.....	50
5.11	Redundant Sensors, Voting, and Shutdown Systems	51
5.12	Safety System (or ESD) Alarm Priority	54
5.13	Safety System (ESD) Bypass/Testing Alarms.....	54
5.14	External Devices Alarms—An Engineering Love Story.....	55
5.15	Alarms from Fieldbus-type Devices	57
5.16	Alarm Generation by Programs	57
5.17	Alarms to Initiate Manual Tasks	58
5.18	DCS System Diagnostic Alarms.....	60
5.19	Point and Program References to Alarms	60
5.20	Operator Messaging Systems	61
Step 2:	Baseline and Benchmarking of Alarm System Performance.....	63
6.1	Operator Alarm Handling Capacity.....	63
6.2	Operator Span of Control and Multiple Operators	65
6.3	Alarms Are Not Created Equally	66
6.4	The History of Alarm Analysis	68
6.5	Alarm System Key Performance Indicators (KPIs)	69
6.6	Alarms per Day.....	72
6.7	Alarms per Ten Minutes.....	73
6.8	Alarm Floods	74
6.9	Alarms Likely to Have Been Missed	76
6.10	Most Frequent Alarms.....	79
6.11	Alarm Priority Distribution.....	80
6.12	Chattering Alarms.....	83
6.13	Alarms by Type.....	85
6.14	Alarm Suppression	86
6.15	Stale Alarms.....	88
6.16	Changes Requiring Management-of-Change Procedures....	88
6.17	Analyses Involving Alarm Acknowledgement.....	89
6.18	The Alarm Management Champion.....	91
6.19	Alarm Performance Reports	91
6.20	Alarm Performance Numbers: Are You a Special Case?.....	92
6.21	Alarm Configuration Analysis	96
6.22	Configured Alarm Priorities by Alarm Type	97
6.23	Configured Alarm Ratio	97
6.24	Alarm System Performance Levels.....	97
6.25	Specific Alarm System Improvement Plans	100
6.26	Analysis of Operator Actions	102
6.27	Controller Mode Changes.....	103
6.28	Controller Setpoint Changes	104

6.29	Overall Operator Change Rate.....	104
6.30	Correlation of Operator Actions and Alarms.....	106
Step 3:	Alarm Bad Actor Analysis and Solution.....	107
7.1	Common Alarm Problems and How to Solve Them	107
7.2	Expected Results from Bad Actor Resolution.....	108
7.3	Chattering and Fleeting Alarms.....	109
7.4	Alarm Deadband	110
7.5	Process Value Filtering and Alarms.....	112
7.6	Delay Time Analysis and Alarms	115
7.7	Other Frequent Alarms	122
7.8	Suppressed Alarms	122
7.9	Stale (Long-Standing) Alarms	122
7.10	Duplicate Alarms.....	123
7.11	Nuisance Bad Measurement Alarms	123
7.12	Summary	125
Step 4:	Alarm Documentation and Rationalization (D&R).....	127
8.1	D&R Overview	127
8.2	D&R Participation and Reference Information	129
8.3	Every Alarm Has a Constituency	130
8.4	The Alarm Rationalization Grids	130
8.5	Areas of Impact and Severity of Consequences.....	131
8.6	Special Guidelines: Probability	134
8.7	Special Guidelines: Multiple Failures.....	134
8.8	Maximum Time Available for Response and Correction...	135
8.9	Priority Determination Grid	139
8.10	Critical Priority.....	140
8.11	Alarms Specified by Process Hazard Analysis (PHA) Teams.....	140
8.12	Safety Integrity Level (SIL) Alarms.....	140
8.13	Diagnostic Alarms and Other Special Priorities.....	141
8.14	Alarm Setpoint Determination	141
8.15	Alarm Documentation	142
8.16	The Master Alarm Database	143
8.17	Alarm Classification	144
8.18	After the D&R—Implementation of Changes	144
8.19	Training.....	145
8.20	D&R—Expected Duration, Costs, and Helpful Advice	146
8.21	Helpful Hints for Conducting a D&R.....	147
8.22	Common Action Items from a D&R.....	149
8.23	Staged Approaches to Alarm Rationalization	150
8.24	Staged Alarm Rationalization Methodology Details	151
8.25	Expected Results from Staged Rationalization	156

Step 5: Alarm Auditing and Enforcement.....	157
9.1 The Entropy of an Alarm System.....	157
9.2 Control System Alarm Change	158
9.3 The Dangers of Alarm Suppression.....	159
9.4 Alarm Auditing and Enforcement (A&E).....	162
Step 6: Advanced, Real-Time Alarm Solutions.....	165
10.1 Application of Advanced Alarm Management Solutions..	165
10.2 Alarm Shelving.....	165
10.3 State-Based Alarming	167
10.4 Guidelines for Implementation of State-Based Alarming .	170
10.5 State Detection Logic	171
10.6 Recommendations for Shutdown State Alarm Settings.....	172
10.7 Alarm Flood Suppression	173
10.8 Design of a Flood Suppression Strategy.....	173
10.9 Operator-Adjustable Alarms.....	175
10.10 Operator Alert Systems	176
10.11 Alarm Handling Software—Write Your Own?	177
Step 7: The Control and Maintenance of Alarm System Improvements.....	179
11.1 Management of Change of Alarm Systems	179
11.2 Advanced Alarm Monitoring and KPIs.....	180
11.3 Annual Audits	181
Understanding and Applying ANSI/ISA-18.2: Management of Alarms for the Process Industries.....	183
12.1 Purpose and Scope	184
12.2 Does ANSI/ISA-18.2 Apply to You?.....	184
12.3 Definitions in ANSI/ISA-18.2	185
12.4 Alarm State Transitions.....	185
12.5 The Alarm Management Life Cycle	187
12.6 Life Cycle Stages vs. Activities	187
12.7 Seven Steps vs. Life Cycle Stages.....	189
12.8 The Alarm Philosophy Life Cycle Stage.....	190
12.9 Alarm Classification	190
12.10 Highly Managed Alarms	191
12.11 The Alarm System Requirements Specification (ASRS).....	191
12.12 The Alarm Identification Life Cycle Stage	192
12.13 The Alarm Rationalization Life Cycle Stage	192
12.14 The Basic Alarm Design Life Cycle Stage	193
12.15 Human-Machine Interface Design for Alarm Systems	193
12.16 Enhanced and Advanced Alarm Methods	194
12.17 The Implementation Life Cycle Stage	194
12.18 The Operation Life Cycle Stage	194
12.19 The Maintenance Life Cycle Stage.....	195
12.20 The Monitoring and Assessment Life Cycle Stage.....	195

12.21	The Management of Change Life Cycle Stage.....	196
12.22	The Audit Life Cycle Stage.....	197
12.23	Summary.....	197
The Future	of Alarm Management.....	199
13.1	A Grim Reminder.....	199
13.2	A Conversation.....	200
13.3	A Knowledge Worker.....	200
13.4	A Vision for 2020.....	201
13.5	Transforming the Role of the Knowledge Worker Operator.....	201
13.6	Integrated HMI.....	204
13.7	Robust Basic Process Controls.....	205
13.8	Comprehensive Alarm Management.....	205
13.9	Automation and Information Systems Integrity.....	205
13.10	Safe Production Knowledge Retention and Decision Support.....	206
13.11	Summary.....	206
The Death	of the Lightbox.....	207
A1.1	Advantages of a Lightbox.....	208
A1.2	Observations.....	208
A1.3	Loss of View.....	208
A1.4	Alarm Configuration Security.....	210
A1.5	Disadvantages of a Lightbox.....	210
A1.6	Proper Implementation of a Lightbox with a DCS.....	211
A1.7	The Death of a Lightbox.....	212
A1.8	Lightbox Rationales.....	212
A1.9	What About ANSI/ISA-18.2 and Lightboxes?.....	215
A1.10	Conclusion.....	216
Alarm Data	Types.....	217
A2.1	Alarm Data Types.....	217
A2.2	Alarm States and Alarm Records.....	217
A2.3	Alarm Occurrence Records.....	218
A2.4	Alarm Return-to-Normal Records.....	219
A2.5	Alarm Acknowledgement Records.....	219
A2.6	Other Alarm Records.....	220
A2.7	Alarm Attributes (Settings and Configuration Information).....	220
A2.8	Alarm Attribute Information.....	220
A2.9	Alarm Attribute Changes.....	221
A2.10	Records of Incremental Changes.....	221
A2.11	Records of Bulk Changes.....	221
A2.12	Methodologies for Obtaining Alarm Data.....	221
A2.13	Operator Change Events.....	222
A2.14	Printer Port or Printer Emulation.....	222

A2.15	System Databases or Files.....	223
A2.16	OPC	223
A2.17	Custom Software	224
	An Example Alarm Philosophy.....	225
	Operator Effectiveness	235
A4.1	The Fundamentals of Operator Effectiveness.....	235
A4.2	High Performance HMI (Operator Graphics)	235
A4.3	Graphics Principles	236
A4.4	Use a Proper Hierarchy of Graphics.....	238
A4.5	Level 1—Process Area Overview Displays.....	239
A4.6	Level 2—Process Unit Control Displays	240
A4.7	Level 3—Process Unit Detail and Support Displays	241
A4.8	Level 4—Process Unit Support and Diagnostic Display ...	241
A4.9	Trends Are Essential	242
A4.10	Navigation and Functionality.....	242
A4.11	Hardwired Switches.....	243
A4.12	Seven Steps for Creating a High Performance HMI.....	244
A4.13	Control Loop Performance Optimization	244
A4.14	Benefits of Robust Controls	245
A4.15	Seven Steps for Optimizing Control System Performance	245
	References	253
	Index of Terms	257